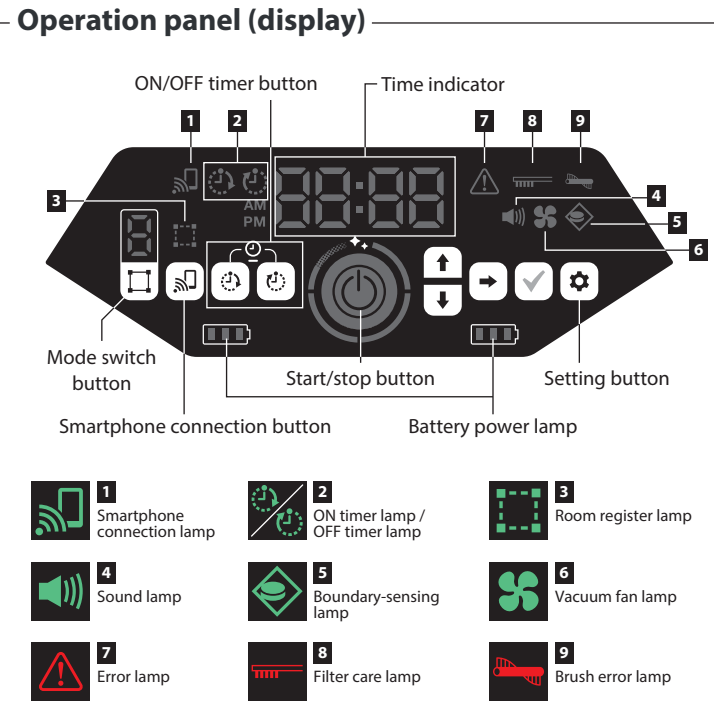




Robotic Cleaner DRC300



Accessories

Magnet tape set

Part No. 191P18-9

This tape laid on the floor prevents the cleaner from entering in cleaning prohibited areas.



5m long, with double-sided tape

Main brush complete set

Part No. 191P22-8



Main brush complete set

Part No. 191P20-2 for tatami mats, etc.



Bottom plate assembly set

Part No. 191P24-4



Side brush assembly set

Part No. 191P28-6



Side brush assembly set

Part No. 191P26-0 for tatami mats, etc.



Filter H complete set

Part No. 191P31-7



Sponge sheet set

Part No. 191X35-7

Sponge part to be attached to Bumper for protection of surrounding objects from damage



HEPA filter

Robotic Cleaner

DRC200



*not covered by EPTA-Procedure
Items of standard equipment and specifications may vary by country or area.

Charging Time

	Fast Charging		DC18SD
	DC18RC	DC18RD	
BL1815N 1.5Ah 196449-1	15 min		30 min
BL1820B 2.0Ah 197254-9	24 min		45 min
BL1830B 3.0Ah 197599-5	22 min		60 min
BL1850B 5.0Ah 197280-8	45 min		110 min
BL1860B 6.0Ah 197422-4	55 min		130 min

Robotic Cleaner

DRC300

Constant Speed	Continuous Use (min.)	w/ BL1860B x2: 240
	Max cleaning area	w/ BL1860B x2: 600 m ²
Built-in Job Light	Max running speed	0.3 m/sec
	Dust Box Capacity	3.0 L
	Dimensions (L x W x H)	500 x 500 x 204 mm (19-3/4 x 19-3/4 x 8")
	Net weight*	9.6 - 10.6 kg (21.2 - 23.4 lbs.)

Standard Equipment:
Wireless remote controller (including two AAA alkaline batteries), Side Brush



Robotic Cleaner DRC300



Mapping using LiDAR sensor (2D) and Camera sensor



Makita Singapore Pte Ltd

7, Changi South Street 3, Singapore 486348
Phone : +65-6546-8700 Fax : +65-6546-8711
Email : msgproductteam@makita.com.sg
Website : www.makita.com.sg
Facebook : www.facebook.com/MakitaSG



MakitaSG



VISIT OUR WEBSITE



DOWNLOAD LEAFLET

PRINTED IN SINGAPORE



Mapping added as a new feature

Equipped with LiDAR sensor (2D) and Camera sensor, the cleaner can map and memorize the rooms to clean.

LiDAR module (LiDAR sensor)

Grasping and mapping the two-dimensional shape of rooms with a rotating laser displacement gauge.



Vision camera (Camera sensor)

Grasping the characteristic shape of ceilings and walls, and memorizing them by connecting them with the self-location of the Robotic cleaner to increase mapping precision.



Running mode

Mapping

Equipped with LiDAR sensor (2D) and Camera sensor, the cleaner can map and memorize the rooms to clean. Then, based on the map, the cleaner can track an optimal route for efficient cleaning.



Free cleaning

In "Free cleaning" mode, cleaning can be started immediately without registering room information



Improved reparability



Due to Bottom plate and Side brushes removable without tool



Can be attached/ detached from the top of the machine.



Large carry handle

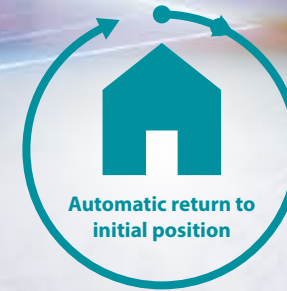
RF remote controller



Continuous run time (approx.)
on a full battery charge

240 min

[with two BL1860B batteries]



Compatible with Smartphone app
[Makita RoboPro DRC300]



<http://apps.apple.com/app/id1557615107>



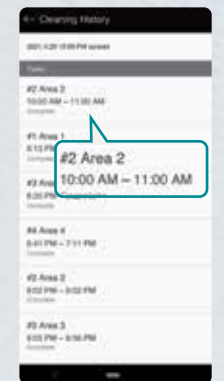
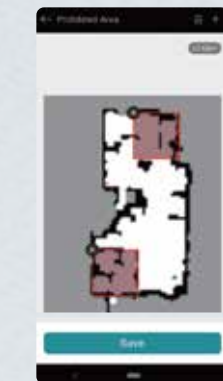
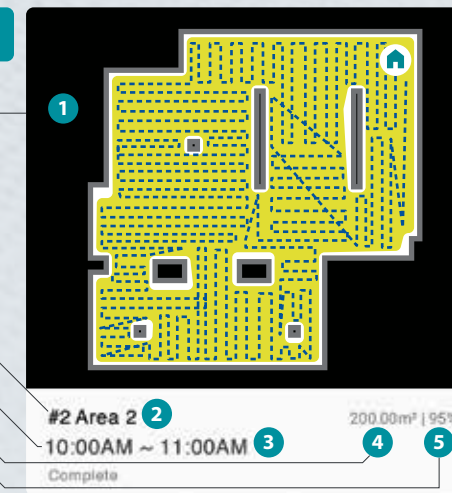
<https://play.google.com/store/apps/details?id=com.makita.cleanbotmanager>



Cleaning history, such as cleaning date and time, percentage of completed cleaning area and more, can be displayed and saved as evidence.

Cleaned area

- Cleaning area**
The area that the robotic cleaner has cleaned
--- The trajectory of the robotic cleaner
- Cleaned room or cleaning mode**
- Time during which the room was cleaned**
- Cleaned area size**
- Cleaning coverage (mapping cleaning only)**



Maximum cleaning area on a full battery charge


600 m²

The area where the coverage rate can be 95% or more within the operating time
[with two BL1860B batteries]



Dust box capacity

3 L



Vacuum fan sucks up small debris into upper compartment.

Power brush picks up large debris into lower compartment.

Dual compartment structure - one for small debris, the other for large debris - is ideal for commercial use.